

Learning Online @ UTM

Dr Nurbiha A Shukor

Deputy Director (Teaching & Learning)

Center for Academic Leadership, UTMLead

Preparing yourself for Online Learning



Where to start?



Roles & Responsibilities



Online attendance



Tutorial to use UTM e-Learning



Who to call if you have problems with UTM e-learning system?

Learning Resources @ UTM

ocw.utm.my

mooc.utm.my




UTM is a leading innovation-driven, entrepreneurial research university in engineering, science and technology located both in Kuala Lumpur and Johor Bahru, Malaysia. It is renowned for being at the forefront of engineering and technological knowledge and expertise. UTM as the biggest postgraduate research university in engineering and technology has also established a reputation for innovative education and leading-edge research, with a vision towards the development of creative human capital and advanced technological innovation.

UTM Open Courseware is a collection of high quality digital learning materials based on courses offered at this university. The learning materials, in a complete course format, may include lecture notes, lesson plans and exercise questions. As a member of the Open Education Consortium, UTM pledged to publish learning materials based on courses taught at this University to users around the world, at no charge. Sharing our course materials with the world is one of our contributions towards improving the quality of education.



Our Popular Courses

 <p>UTM MOOC DYNAMICS OF LEADERSHIP</p> <p>266 Students</p>	 <p>UTM MOOC LIBRARY SKILLS</p> <p>UTM Library conducts Library Skill programs with the purpose of guiding students and staff to improve their</p> <p>267 Students</p>	 <p>UTM MOOC DATA STRUCTURES AND ALGORITHMS (SCS) 2013</p> <p>"Data dominates. If you've chosen the right data structures and organized things well, the algorithms will almost</p> <p>369 Students</p>
 <p>UTM MOOC WEB PROGRAMMING (SCSV1223)</p> <p>360 Students</p>	 <p>UTM MOOC APPLICATION OF STATISTICS IN EDUCATIONAL RESEARCH (MPPU)</p> <p>212 Students</p>	 <p>UTM MOOC INSTRUCTIONAL AND LEARNING TECHNOLOGY</p> <p>The construction of learning experiences and materials in a way that results in the acquisition and</p> <p>225 Students</p>

Welcome to UTM e-Learning

Semester 1 (2020-2021)

Access to the platform

Username

Password

Log in

[Forgotten your username or password?](#)

[Log in as a guest](#)



[http://apps.utmlead.utm.my/
helpdesk/index.php?a=add](http://apps.utmlead.utm.my/helpdesk/index.php?a=add)

[Read More](#)



Student's Helpdesk

DigitalCare, UTMDigital Tel:
07-5532136 e-Mail:
digitalcare@utm.my



Lecturer's Helpdesk

Tel: 07-5537915 / 37914 /
37916 e-Mail: ctl@utm.my



MyUTM < e-learning.utm.my

ALTERNATIVE 1 - ASYNCHRONOUS ONLINE LEARNING

Technology as a supporting tool for learning online



✓ No live session

- ✓ Lecturer will provide materials, lectures and assignment
- ✓ Should include self-guided lesson modules, streaming content, pre-recorded video, and interactive asynchronous activities

Delivery

Activity

Examples of Student-centered Activity Tools:

Course presentation : H5P in e-learning UTM, NearPod, EdPuzzle

Discussion board : forum e-Learning UTM

Social media interaction : Padlet, Trello, FlipGrid

Recorded presentation : Jing, MOOC videos

Collaborative writing in Cloud : e-Learning UTM Wiki, Google Doc, DropBox, Zoho

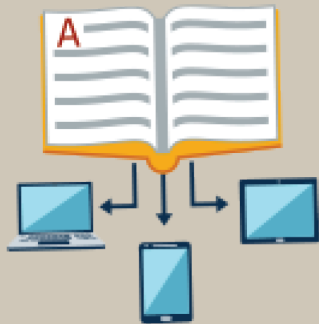


Examples of Online Assessment Tools:

Self-reflection : Online Wiki, Blogs Entries in e-Learning UTM, Wordpress, Blogger

Quiz : Quiz e-Learning UTM, Quizizz, Socrative

Assessment





ALTERNATIVE 2 – SYNCHRONOUS ONLINE LEARNING

Delivery

Online learning as a delivery tool for virtual learning between students and lecturer

- ✓ Live learning session
- ✓ Online learning activities and interaction occurs in real-time but only at different geographical location
- ✓ Lecturer and students interact in specific virtual space through specific online medium and at a specific time
- ✓ It includes video conferencing, teleconferencing, live chatting or live streaming lectures.



Examples of Student-centered Activity Tools:

- ✓ Schedule chat room time for student to share information and ideas on the subject : e-Learning UTM forum, Whatsapp or Telegram
- ✓ Video conferences & Live stream lecture : Big Blue Button, Google Meet, Zoom, Webex

Activity

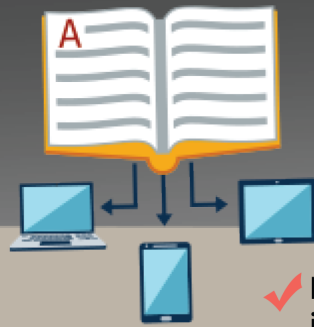
Assessment

Example of Online Assessment Tool:

- ✓ ** Online test : e-learning UTM Quiz Tool
- ** Online assessment guideline available at olc.utm.my



ONLINE LEARNING
IMPLEMENTATION @ UTM



ALTERNATIVE 3 – TASK-BASED ONLINE LEARNING



Online learning as a monitoring tool for student's assignment and activities

- ✓ Plan your lesson where you upload these plans (in the form of tasks) in e-Learning UTM
- ✓ Require your students to access e-Learning@UTM to upload the product of learning based on the tasks that you gave online.
- ✓ Carry out activities such as Project-based Learning, Problem-based Learning, Collaborative Learning and other Active Learning activities

Activity

Examples of Student-centered Activity Tools:

Course presentation : H5P in e-learning UTM, NearPod, EdPuzzle

Discussion board : forum e-learning UTM

Social media interaction : Padlet, Trello, FlipGrid

Recorded presentation : Jing TechSmith, Screen-O-Matic, Camtasia Studio, PowerPoint and WPS Presentation

Collaborative writing in Cloud : e-Learning UTM Wiki, Google Doc, DropBox, Zoho

Delivery



Examples of Online Assessment Tools:

Students submission at : e-Learning UTM/ Youtube/Padlet/ Trello

Assessment

Roles & Responsibilities



Computer/Mobile phones with internet connection



Headphones and microphone



Avoid distractions



Jot down the points while listening



Schedule and manage your time



Be engaged & active participant

Online Attendance



The screenshot displays the UTM SMART app interface. On the left, there is a circular logo with 'UTM SMART' text. To its right, a black box shows the time '5:31:14 AM' and date '11 Oct 2020'. Below this, the course code 'SHPP2102 (02)' and start time '08:00 AM' are displayed. At the bottom left, the attendance status is 'Attendance : 0 /28' and a 'Deactivate QR code' button is visible. On the right side of the screen is a large QR code with the UTM SMART logo centered in the middle. At the bottom right, a red instruction reads 'scan the CQRCode using UTMSmart app'.

Attendance : 0 /28

Deactivate QR code

scan the CQRCode using UTMSmart app



NURBIHA BINTI A. SHUKOR

Message

Customise this page

Course overview

All (except removed from view)

Course name

Card

PROGRAMMING LANGUAGE
SHPP2102-02

SEKOLAH PENDIDIKAN/SCHOOL OF EDUCATION
SHPP2102-02 BAHASA PENGATURCARAAN
(PROGRAMMING ...

PROGRAMMING LANGUAGE
SHPP2102-03

SEKOLAH PENDIDIKAN/SCHOOL OF EDUCATION
SHPP2102-03 BAHASA PENGATURCARAAN
(PROGRAMMING ...

E-LEARNING

MISCELLANEOUS
TLC100 ELEARNING GUIDE FOR STUDENT

Look out for this course

Tutorial to Use UTM e-Learning



<http://apps.utmlead.utm.my/helpdesk/index.php?a=add>

Read More



Student's Helpdesk

DigitalCare, UTMDigital Tel:
07-5532136 e-Mail:
digitalcare@utm.my



Lecturer's Helpdesk

Tel: 07-5537915 / 37914 /
37916 e-Mail: ctl@utm.my

Problems with UTM e-learning system?



UTM
UNIVERSITI TEKNOLOGI MALAYSIA

Pusat Kepimpinan
Akademik UTM
(UTMLead)

e-Learning@UTM



innovative ● entrepreneurial ● global

E-learning@UTM

- A system in which course syllabi, lecture notes, quizzes, assignments, and discussion forums can be accessed online
- Each registered student is provided with access the course materials at any time from anywhere
- Hybrid/ Blended or Full Online Learning approach – online materials (lectures notes etc)

Why use eLearning@UTM?

- To facilitate learning of specific course via web page
- Provide access for information distribution method for the class
- Learning flexible (anytime and anywhere)
- Integration with the students information management system enables seamless access using your student's UTMID (<https://utmid.utm.my/>)

Facilities

01

**Accessing course info, syllabus,
lecture plans**

02

**Downloading lecture notes, learning
objects, supporting materials**

03

**Participation in online discussions
with lecturers and fellow students**

04

**Online assesment – quizzes & online
assignment**



Welcome to UTM e-Learning Semester 1 (2020-2021)

Access to the platform

Username

itnutmlead

Password

.....

Log in

[Forgotten your username or password?](#)

[Log in as a guest](#)



[http://apps.utmlead.utm.my/
helpdesk/index.php?a=add](http://apps.utmlead.utm.my/helpdesk/index.php?a=add)



Student's Helpdesk

DigitalCare, UTMDigital Tel:
07-5532136 e-Mail:
.....



Lecturer's Helpdesk

Tel: 07-5537915 / 37914 /
37916 e-Mail: ctl@utm.my



The screenshot displays a user profile page. On the left is a dark sidebar with navigation options: Home, Dashboard, Calendar, Private files, and My courses. The main content area is titled 'User profile' and includes a breadcrumb trail: Home > Dashboard > Profile. The user's profile information is shown as: NAJIHA BINTI JIMIRIN, MPP182045. Below this, there are two course entries under the 'Courses' tab, each with a 'Details' link and a progress indicator of 0%.

Course ID	Course Name	Start Date	Progress
MPP1213-01	TEKNOLOGI DAN REKABENTUKAN MEDIA (TECHNOLOGY AND MEDIA DESIGN)	Sunday, 18 October 2020	0%
MPP1223-01	SISTEM GUBAHAN (AUTHORING SYSTEM)	Sunday, 18 October 2020	0%

- Home
- Dashboard**
- Calendar
- Private files
- My courses



NAJIHA BINTI JIMIRIN MPP182045 [Message](#)

Customise this page

Recently accessed courses



No recent courses

Course overview

▼ All (except removed from view) ▼

☰ Course name ▼

☰ Card ▼

SEKOLAH PENDIDIKAN/SCHOOL OF EDUCATION
MPPP1213-01 TEKNOLOGI DAN REKABENTUK MEDIA ...



SEKOLAH PENDIDIKAN/SCHOOL OF EDUCATION
MPPP1223-01 SISTEM GUBAHAN (AUTHORING SYSTEM)



SEARCH COURSE

Backup and Restore

Search courses ?

My courses

SEKOLAH PENDIDIKAN/SCHOOL OF EDUCATION


MPPP1213-01
TEKNOLOGI DAN
REKABENTUK MEDIA
(TECHNOLOGY AND
MEDIA DESIGN)

WELCOME TO TEKNOLOGI DAN
REKABENTUK MEDIA

SEKOLAH PENDIDIKAN/SCHOOL OF EDUCATION

MPPP1223-01 SISTEM
GUBAHAN
(AUTHORING SYSTEM)

WELCOME TO SISTEM GUBAHAN

MPPP1223-01 SISTEM GUBAHAN (AUTHORING SYSTEM) 

Dashboard > Courses > FACULTY OF SOCIAL SCIENCES AND HUMANITIES/FAKULTI SAINS SOSIAL DAN KEMANUSIAAN > Sekolah Pendidikan/School of Education

MPPP1223-01

General

Edit 

MPPP1223: AUTHORING SYSTEM



Instructors

Prof Dr Zaidatun binti Tasir | Dr. Mohd Nihra Haruzuan Mohd Said
Department of Educational Sciences, Mathematics & Creative Multimedia
Faculty of Education UTM

Introduction

This course will expose students with basic programming and authoring concept. Aspects that will be discussed are introduction to programming, programming language, and authoring system. This course also will discuss and expose students with programming and authoring skills of several languages. The students will also be exposed to basic web programming skills and concepts using HTML and then move to complex concepts such as the integration of other script languages such as Active Server Pages (ASP), PHP and Java.

-  Whatsapp Group 
-  COURSE INFORMATION
-   COURSE INFORMATION 
-  ASSIGNMENT

Edit  

Edit  

Edit  


Edit  

People   




 Participants

Recent activity   



Activity since Friday, 31
January 2020, 1:48 AM
[Full report of recent activity...](#)

 Course updates:

Updated Forum
Announcements

Search forums   

[Advanced search !\[\]\(d0f94333c2b73aab8679cc2274b0c801_img.jpg\)](#)

Latest announcements   

[Add a new topic...](#)
(No announcements have
been posted yet.)

Upcoming events   

There are no upcoming
events
[Go to calendar...](#)

+ 22 February - 28 February






























Edit 

WEEK 3

Introduction to Symbols – Graphics, Button, & Movie Symbols

Animation in Flash

Motion & Shape Tweening

- | | | |
|---|--|-------------------------------------|
| +  FLASH TUTORIAL - ADVANCE SHAPE TWEEN  | Edit  | <input checked="" type="checkbox"/> |
| +  FLASH TUTORIAL - MOTION TWEEN  | Edit  | <input checked="" type="checkbox"/> |
| +  CLASS ACTIVITY - MOTION TWEEN  | Edit  | <input checked="" type="checkbox"/> |
| +  Week3-frame by frame activity  | Edit   | |
| +  Traditional Animation - Upload Here  | Edit   | |
| +  Motion Guide Animation  | Edit   | |
| +  Whatsapp Group!  | Edit  | <input checked="" type="checkbox"/> |
| +  9 Sept 2018: Flash hand-on activity (coderufotuu)  | Edit  | <input checked="" type="checkbox"/> |
| +  resting man image  | Edit  | |
| +  16 Sept 2018: Motion Tweening  | Edit  | <input checked="" type="checkbox"/> |
| +  Angry bird  | Edit  | <input checked="" type="checkbox"/> |
| +  16 Sept 2018: Shape Tweening  | Edit  | <input checked="" type="checkbox"/> |
| +  16 Sept 2018: Text Tweening  | Edit  | <input checked="" type="checkbox"/> |
| +  Farm Activity - Horse  | Edit   | <input checked="" type="checkbox"/> |

+ Add an activity or resource

Thank you!